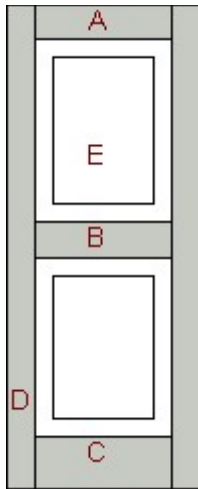




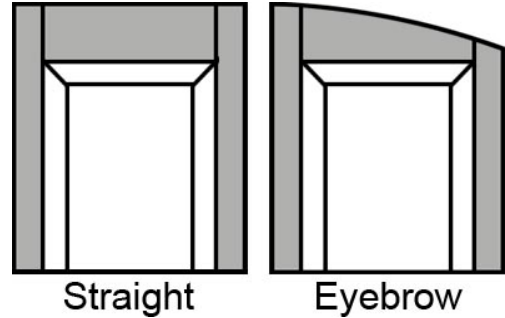
Vinyl Standard Single-Wide Raised Panel Exterior Shutters



Shutter Panel Specifications:

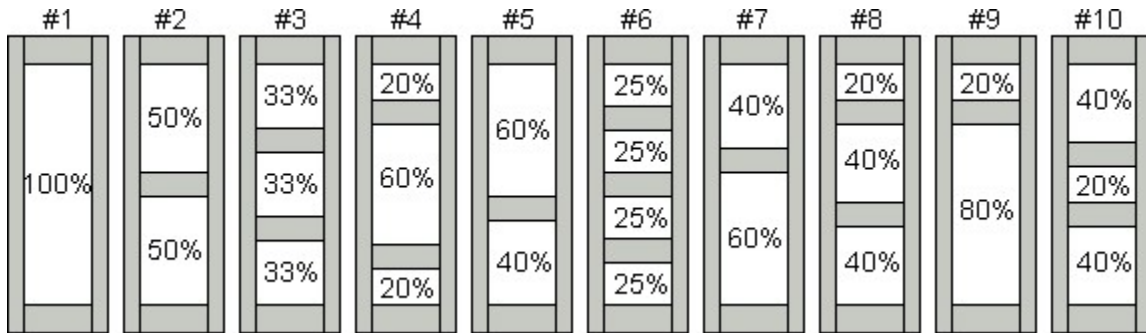
Top Rail (A)
 Divider Rail (B)
 Bottom Rail (C)
 Side Stile (D)
 Raised Panel (E): Variable
 Panel Depth: 7/8"
 Eyebrow: 1", 2" or 3" drop
 Material Thickness: 1/8"

See
 Sizes
 Below



Constructed from durable vinyl, fully assembled, and ready for installation. Standard shutter panels are made with stapled multi-piece vinyl components. Raised Panel shutters are decorative only, made with a hollow open back. All shutters have a molded wood grain texture and beaded detail. Raised Panel shutters are available in one of 19 standard colors.

Raised Panel Shutter Profile: Select position of the divider rail(s) in the following configurations.



Available Sizes:

Double-Wide panels may be used for wide windows.

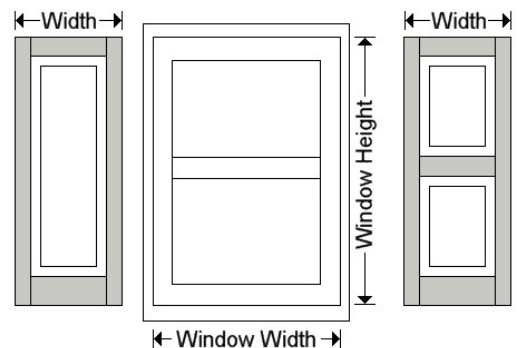
Width	Standard Heights*	Top Rail	Divider Rail	Bottom Rail	Side Stiles
7"	20" - 97"	2"	2"	2"	1.0625"
9"	20" - 97"	2"	2"	2"	2"
10"	20" - 97"	3"	3"	3"	1.0625"
12"	20" - 97"	3"	3"	3"	2"
14.50"	20" - 92"	3"	3"	3"	2"
16.25"	20" - 88"	3"	3"	3"	2.5"
17.75"	20" - 86"	3"	3"	3"	4"

*All shutters are available in heights up to 97" in 1/4" increments. Shutters in excess of the standard size will incur an additional shipping charge for oversize shipping

Measure:

Width: Shutter width depends on the space available around a window, as well as desired appearance. For an appearance of functioning shutters, shutter width should be about half the width of the window (not including the frame), although not required for non-functional vinyl shutters.

Height: Measure the height of each window or door (sash) and order the shutters in the same heights (do not include the frame of the window or door in your measurements).

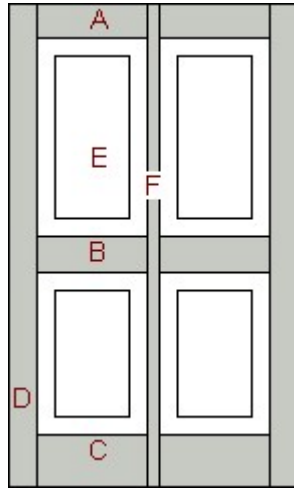


View pictures, prices, 19 available colors, current production time, and order online.

ShutterLand.com



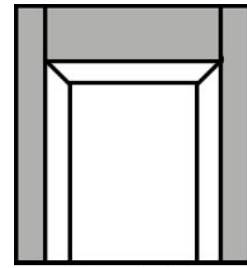
Vinyl Standard Double-Wide Raised Panel Exterior Shutters



Shutter Panel Specifications:

Top Rail (A)
 Divider Rail (B)
 Bottom Rail (C)
 Side Stile (D)
 Raised Panel (E): Variable
 Vertical Sub Stile (F)
 Panel Depth: 7/8"
 Material Thickness: 1/8"

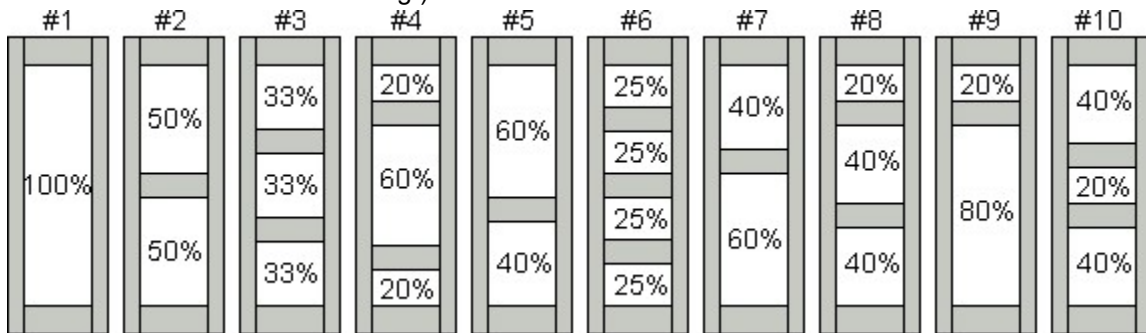
See
 Sizes
 Below



Straight

Constructed from durable vinyl, fully assembled, and ready for installation. Standard shutter panels are made with stapled multi-piece vinyl components. Raised Panel shutters are decorative only, made with a hollow open back. All shutters have a molded wood grain texture and beaded detail. Raised Panel shutters are available in one of 19 standard colors.

Raised Panel Shutter Profile: Select no, one, two, or three divider rails in the following configurations. (Double width not reflected in drawing.)



Available Sizes:

Single-Wide panels may be used for narrow windows.

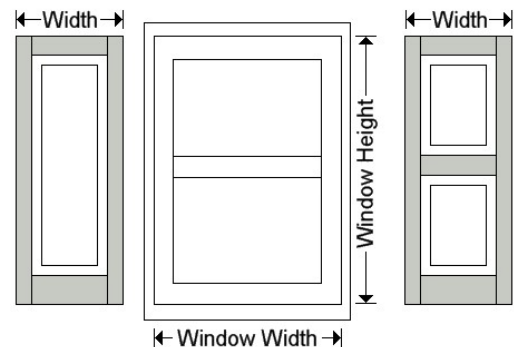
Width	Standard Heights*	Top Rail	Divider Rail	Bottom Rail	Side Stiles	Sub Stiles
13"	20" - 96"	2"	2"	2"	1.0625"	1"
14.875"	20" - 92"	2"	2"	2"	2"	1"
19"	20" - 84"	3"	3"	3"	1.0625"	1"
20.875"	20" - 80"	3"	3"	3"	2"	1"
23.875"	20" - 74"	3"	3"	3"	1"	1"
25.75"	20" - 70"	3"	3"	3"	2"	1"
27.5"	20" - 66"	3"	3"	3"	2.5"	1"
29"	20" - 64"	3"	3"	3"	4"	1"

*All shutters are available in heights up to 97" in 1/4" increments. Shutters in excess of the standard size will incur an additional charge for oversize shipping.

Measure:

Width: Shutter width depends on the space available around a window, as well as desired appearance. For an appearance of functioning shutters, shutter width should be about half the width of the window (not including the frame), although not required for non-functional vinyl shutters.

Height: Measure the height of each window or door (sash) and order the shutters in the same heights (do not include the frame of the window or door in your measurements).



View pictures, prices, 19 available colors, current production time, and order online.