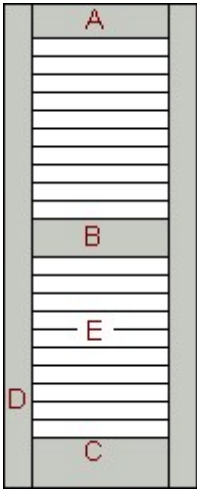




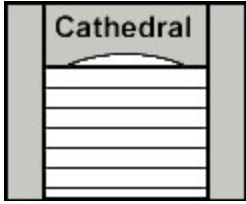
# Vinyl Standard Single-Wide Louvered Exterior Shutters



**Shutter Panel Specifications:**

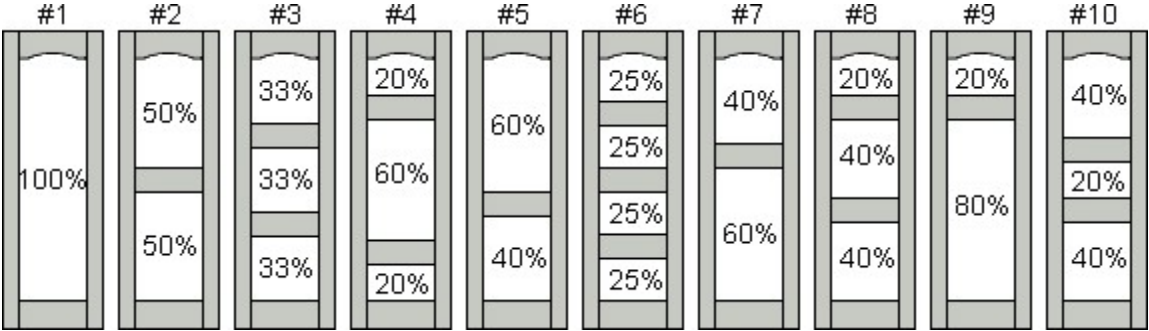
Panel Depth: 7/8"  
 Material Thickness: 1/8"  
 Top Rail (A)  
 Divider Rail (B)  
 Bottom Rail (C)  
 Side Stile (D)  
 Louvers (E): 7/8" - fixed 18° angle - slanted down with space between

See  
 Sizes  
 Below



Constructed from durable vinyl, fully assembled, and ready for installation. Standard panels are made with stapled multi-piece components. Louvered shutters are decorative only, made with a hollow open back. All shutters have a molded wood grain texture and beaded detail. Standard louvered shutters are available in one of 19 standard colors.

**Louver Shutter Profile:** Select number and position of the divider rail(s) in the following configurations.



**Available Sizes:** Double-Wide panels may be used for wide windows.

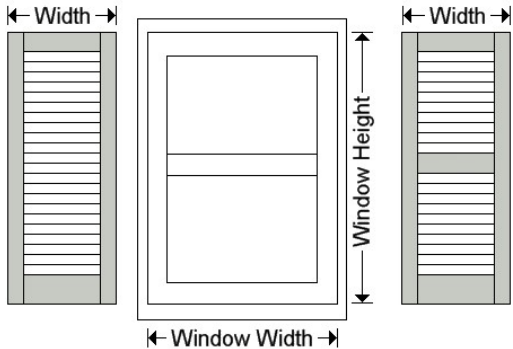
Width	Standard Heights*	Top Rail	Divider Rail	Bottom Rail	Side Stiles
7"	20" - 97"	2"	2"	3"	1.0625"
9"	20" - 97"	2"	2"	3"	2"
10"	20" - 97"	3"	3"	4"	1.0625"
12"	20" - 97"	3"	3"	4"	2"
14.50"	20" - 92"	3"	3"	4"	2"
16.25"	20" - 88"	3"	3"	4"	2.5"
17.75"	20" - 86"	3"	3"	4"	4"

\*All shutters are available in heights up to 97" in 1/4" increments. Shutters in excess of the standard size will incur an additional charge for oversize shipping.

**Measure:**

**Width:** Shutter width depends on the space available around a window, as well as desired appearance. For an appearance of functioning shutters, shutter width should be about half the width of the window (not including the frame), although not required for non-functional vinyl shutters.

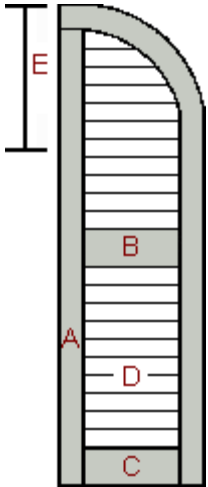
**Height:** Measure the height of each window or door (sash) and order the shutters in the same heights (do not include the frame of the window or door in your measurements).



View pictures, prices, 19 available colors, current production time, and order online.



# Vinyl Standard Arch Top Louvered Exterior Shutters



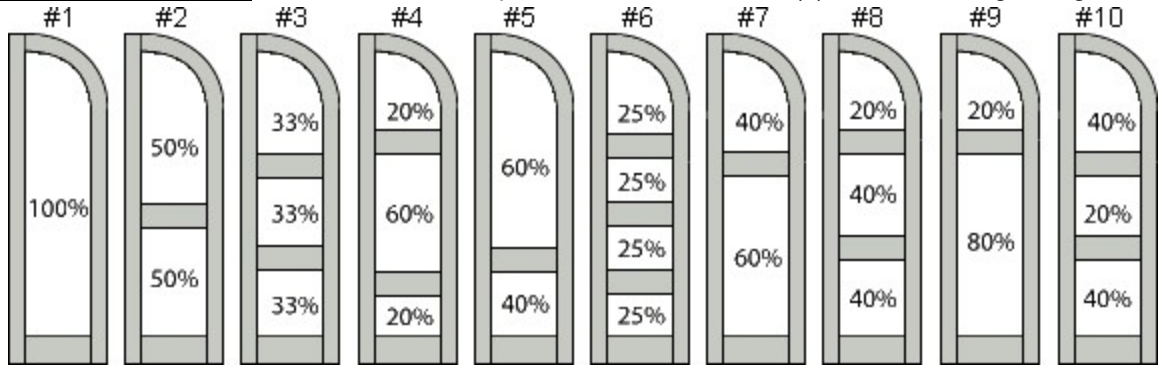
**Shutter Panel Specifications:**

Panel Depth: 7/8"  
 Material Thickness: 1/8"  
 Side Stile (A)  
 Divider Rail (B)  
 Bottom Rail (C)

See  
 Sizes  
 Below

Louvers (D): 7/8" - fixed 18° angle - slanted down with space between  
 Arch Drop (E): 1:1 ratio equal to the shutter panel width, or custom springline  
 Sold in pairs with one right and one left panel.  
 Constructed from durable vinyl, fully assembled, and ready for installation.  
 Standard panels are made with stapled multi-piece components.  
 Louvered shutters are decorative only, made with a hollow open back.  
 All shutters have a molded wood grain texture and beaded detail.  
 Standard louvered shutters are available in one of 19 standard colors.

**Louver Shutter Profile:** Select number and position of the divider rail(s) in the following configurations.



**Available Sizes:**

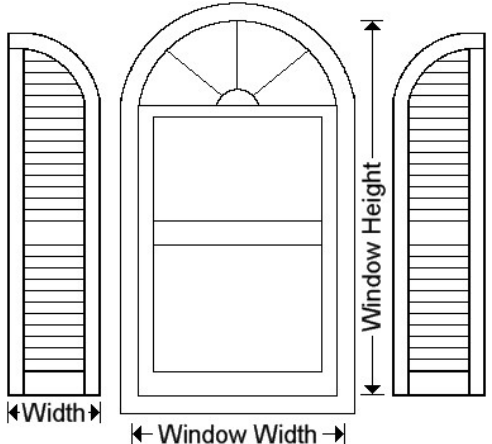
Width	Standard Heights*	Divider Rail	Bottom Rail	Side Stiles
7"	20" - 97"	2"	3"	1.0625"
9"	20" - 97"	2"	3"	2"
10"	20" - 97"	3"	4"	1.0625"
12"	20" - 97"	3"	4"	2"
14.50"	20" - 92"	3"	4"	2"
16.25"	20" - 88"	3"	4"	2.5"
17.75"	20" - 86"	3"	4"	4"

\*All shutters are available in heights up to 97" in 1/4" increments. Shutters in excess of the standard size will incur an additional charge for oversize shipping.

**Measure:**

**Width:** Shutter width depends on the space available around a window, as well as desired appearance. For an appearance of functioning shutters, shutter width should be about half the width of the window (not including the frame), although not required for non-functional vinyl shutters.

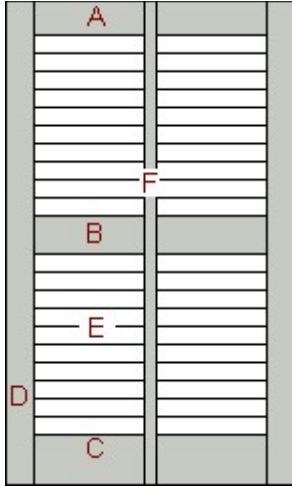
**Height:** Measure the height of each window or door (sash) and order the shutters in the same heights (do not include the frame of the window or door in your measurements).



View pictures, prices, 19 available colors, current production time, and order online.



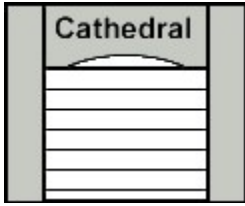
# Vinyl Standard Double-Wide Louvered Exterior Shutters



**Shutter Panel Specifications:**

Panel Depth: 7/8"  
 Material Thickness: 1/8"  
 Top Rail (A)  
 Divider Rail (B)  
 Bottom Rail (C)  
 Side Stile (D)


See  
 Sizes  
 Below



Louvers (E): 7/8" - fixed 18° angle - slanted down with space between  
 Vertical Sub-Stile (F)

Constructed from durable vinyl, fully assembled, and ready for installation.  
 Standard panels are made with stapled multi-piece components.  
 Louvered shutters are decorative only, made with a hollow open back.  
 All shutters have a molded wood grain texture and beaded detail.  
 Standard louvered shutters are available in one of 19 standard colors.

**Louver Shutter Profile:** Select number and position of the divider rail(s) in the following configurations. (Double width not reflected in drawing.)



**Available Sizes:**

Single-Wide panels may be used for narrow windows.

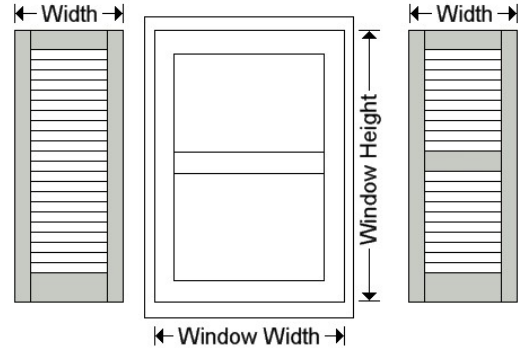
Width	Standard Heights*	Top Rail	Divider Rail	Bottom Rail	Side Stiles	Sub Stiles
13"	20" - 96"	2"	2"	3"	1.0625"	1"
14.875"	20" - 92"	2"	2"	3"	2"	1"
19"	20" - 84"	3"	3"	4"	1.0625"	1"
20.875"	20" - 80"	3"	3"	4"	2"	1"
23.875"	20" - 74"	3"	3"	4"	1"	1"
25.75"	20" - 70"	3"	3"	3"	2"	1"
27.5"	20" - 66"	3"	3"	4"	2.5"	1"
29"	20" - 64"	3"	3"	4"	4"	1"

\*All shutters are available in heights up to 97" in 1/4" increments. Shutters in excess of the standard size will incur an additional charge for oversize shipping.

**Measure:**

**Width:** Shutter width depends on the space available around a window, as well as desired appearance. For an appearance of functioning shutters, shutter width should be about half the width of the window (not including the frame), although not required for non-functional vinyl shutters.

**Height:** Measure the height of each window or door (sash) and order the shutters in the same heights (do not include the frame of the window or door in your measurements).



View pictures, prices, 19 available colors, current production time, and order online.